

tivoli

CR

CR
COMMERCIAL FURNITURE™

C&R Interiors

At C&R, we value our clients' inputs. It is our utmost priority to actively engage you, our valued client, in open communication, in order to create your ideal workspace. We want our clients to have a sense of ownership over this process – from taking what you envision your workspace to be, to the actualization of the concept and products.

Through understanding your workplace needs and wants, we wish to develop a close working relationship with you, thereby developing a customized blueprint to fulfill your desired outcome. In creating your ideal workspace, we will not compromise on our mindfulness of the environment and practice of corporate social responsibility through our socially beneficial and economically viable management of resources. At C&R, we strongly believe in creating and working in an office in an office environment that benefits and cares for the next generation.

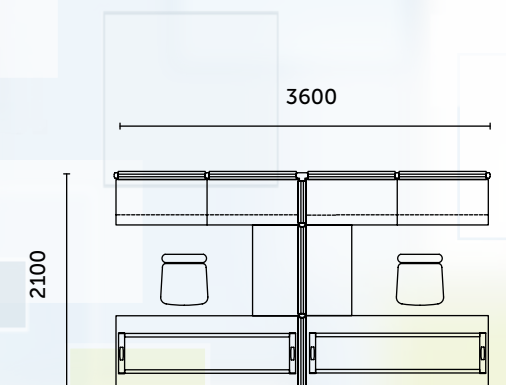

tivoli

Tivoli provides a flexible yet modern design for your workplace environment. The design/concept of Tivoli system is elegant and stylish. The concept of workstations created with the aim of a simple yet dynamic functionality. The system helps to create an office with modern yet space saving workspace environment.

tivoli

Flexible Combinations

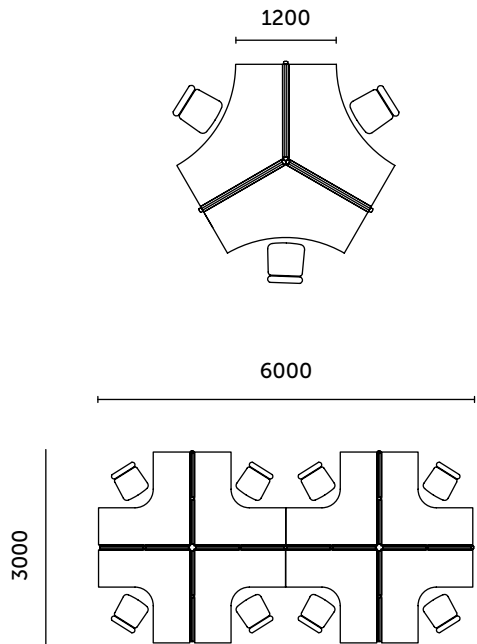
Tivoli executive workspace configuration provides a clean and open workspace built on safety grounds with functional storage space. It is a design that promises high productivity.



Revolution In The World Office System

Tivoli's workspace centres on creativity to create fluid workspace structures. All design and products are designed and manufactured according to strict industry standards.

The Tivoli system is flexible to configure the workstation that provides a shared space. This configuration enables interaction to flow freely and work done by both individuals and groups setting.



tivoli

High Cubicle

Tivoli has a group-centric High Panel System that has been designed to enhance multi-users' experience within a group setting. It helps to keep the workspace clear and open for group discussion.



2 WAY PROFILE



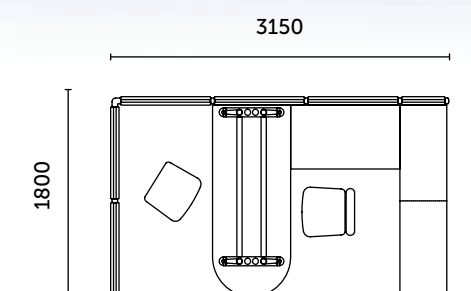
WIRE MANAGEMENT



COVE BASE



NAME HOLDER



Workbench Station

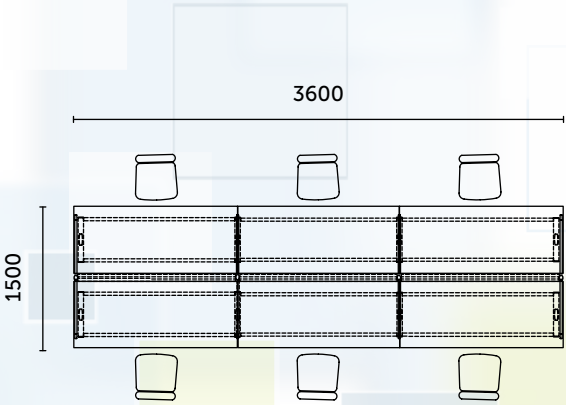
Tivoli system is stylish and adaptable to different structures depending on the working environment. It can be arranged into rectangular workstation for users who prioritise independence while maintaining harmony and maximising space available.



MONITOR ARM

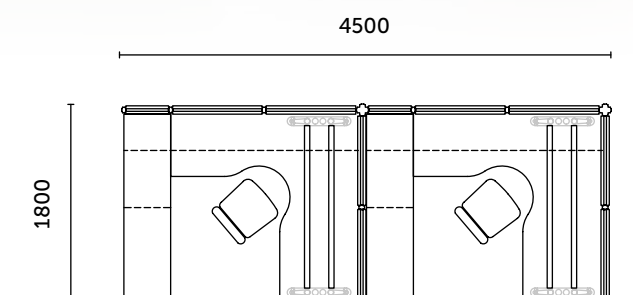


VERTICAL RACEWAY



Tivoli Storages

Tivoli offers ample storage capacity that promotes a conducive working environment by reducing disarray on the table. In addition, it offers a user-friendly storage solution and keeping individual working area enclosed.



Customizable Details

Tivoli has unique features such as customizable table top and various table legging options. It allows users to customise their office furniture to match their working environment



REVERSE WATERFALL PROFILE



NORMAL PROFILE



"I" LEG




WOODEN PANEL



"T" LEG



"A" LEG



VIRO LEG

Flexible, Practical and Efficient

Surpassing conventional constraints, Tivoli prides itself for its flexibility to break through office space limitations to be the leader of office environment solutions provider.




VERTICAL WIRE MANAGEMENT



EXPOSED WIRE MANAGEMENT





CONCEALED WIRE MANAGEMENT



VERTICAL WIRE MANAGEMENT



EXPOSED WIRE MANAGEMENT

Wire Management

Tivoli has a powerful cable management facility that allows for ample internal space to house multiple wiring purposes. It allows users to have a choice in their desired work environments' cable arrangements.

Tivoli Power Management System embraces two key elements - simplicity and accessibility. The storage unit is also multi-functional as a power and data spine that channels cable to each workstation, from a standalone unit to modular configuration.



Tivoli Panels



Tivoli Panel Finishes

A versatile office working system that is rich in accessories, materials and quality finishes. The pinable fabric panels with accessories tile are divided by a glass screen that accentuates its unique and innovative yet practical office system solution.

Storage cabinets with combinations of glass and internal dividers complete the entire layout.


Extrusion Colours



- 1800H _____
- 1650H _____
- 1500H _____
- 1400H _____
- 1200H _____
- 1050H _____
- 950H _____

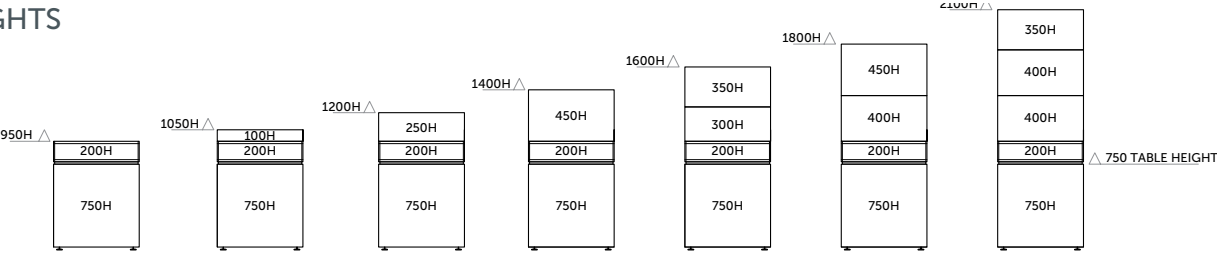


Melamine Colours

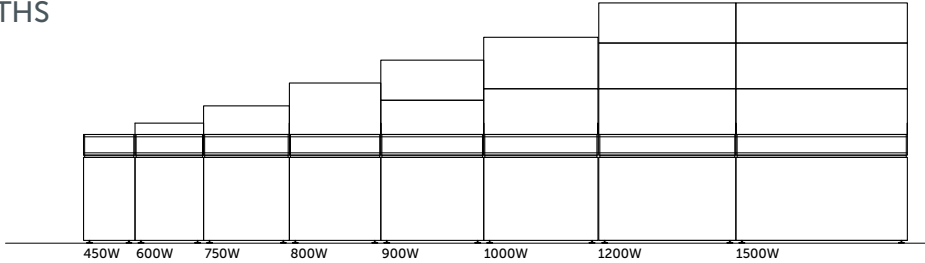


System Components

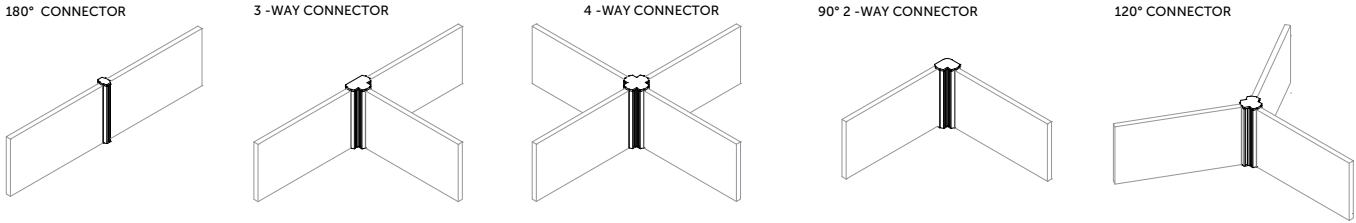
PANEL HEIGHTS



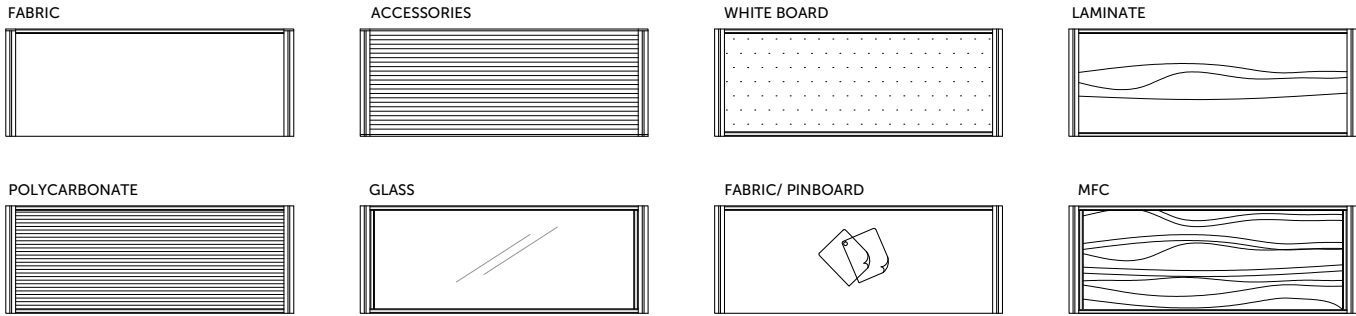
PANEL WIDTHS



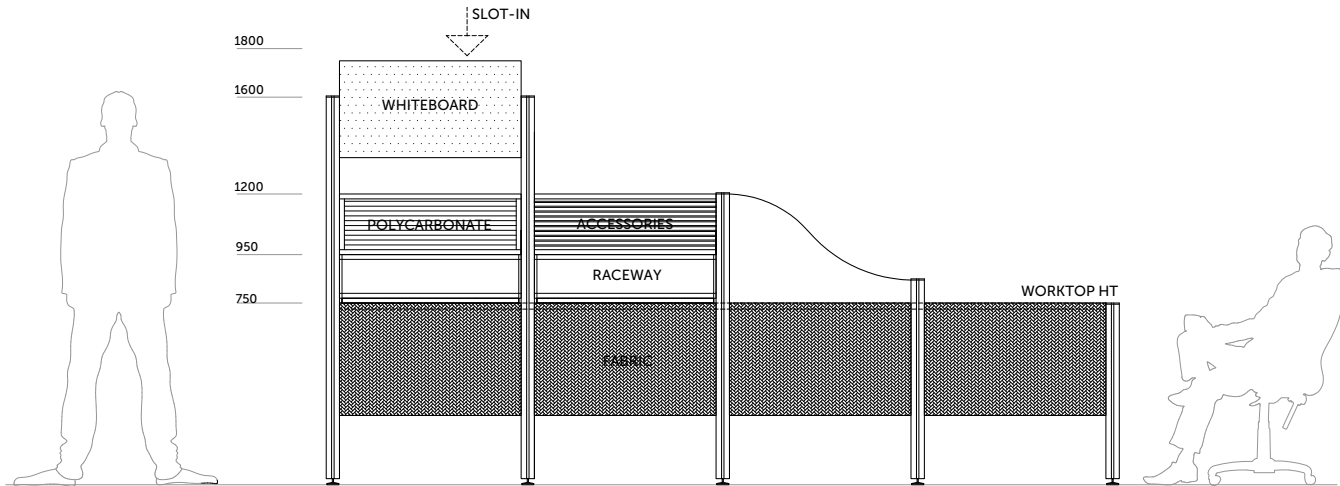
CONNECTORS



PANEL FINISHES



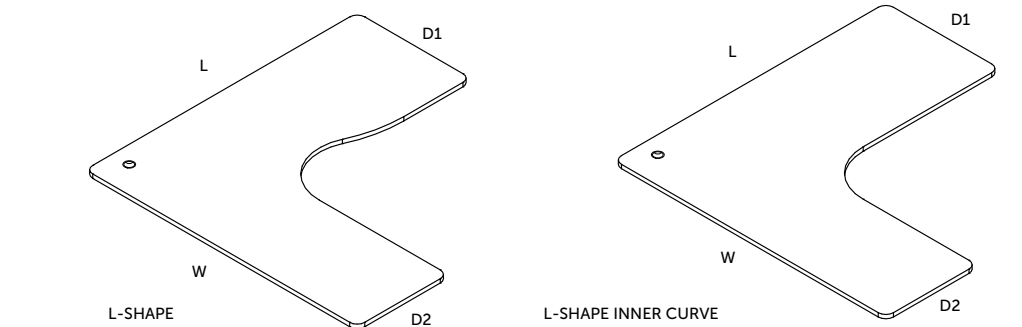
PANEL FLEXIBILITY



L - SHAPE WORKTOP DIMENSIONS

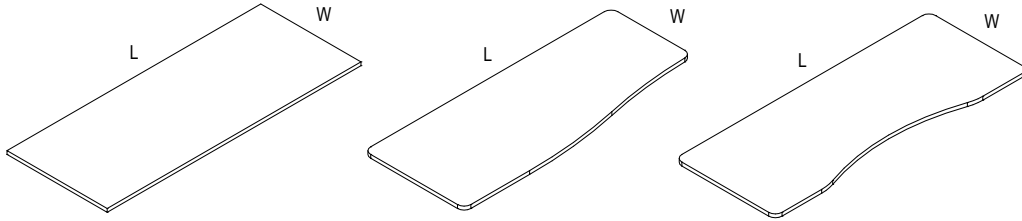
- L 1200 x L1200
- L 1500 x L1500
- L 1500 x L1600
- L 1500 x L1800
- L 1650 x L1600
- L 1600 x L1800
- L 1800 x L1800

- D1 600/ 700/ 750/ 800/ 850/ 900
- D2 450/ 500/ 600



RECTANGULAR WORKTOP DIMENSIONS

- L 900 x W600/ 750
- L 1050 x W600/ 750
- L 1200 x W600/ 750
- L 1500 x W600/ 750
- L 1600 x W600/ 750
- L 1800 x W600/ 750/ 900
- L 2100 x W600/ 750/ 900/ 1050
- L 2400 x W600/ 750/ 900/ 1050



120° WORKTOP DIMENSIONS

- L 1050/ 500 x W 1050/ 500
- L 1200/ 600 x W 1200/ 600
- L 1200/ 750 x W 1200/ 750
- L 1500/ 750 x W 1500/ 750

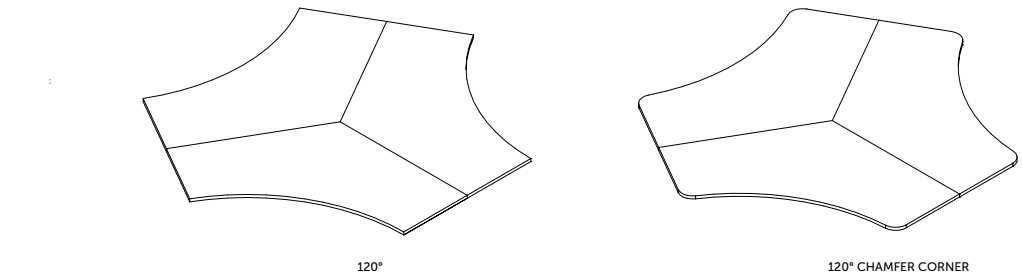
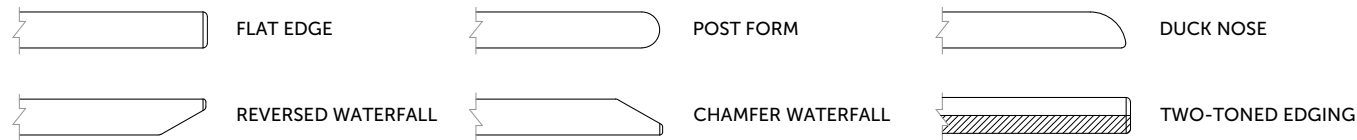
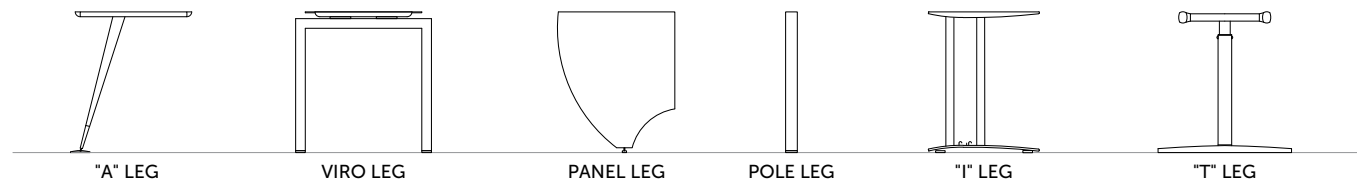


TABLE EDGING



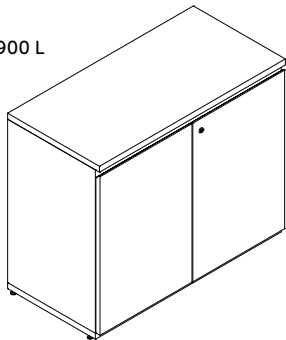
LEG SUPPORTS



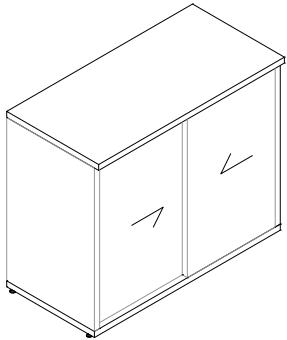
SWING DOOR/ SLIDING DOOR/ OPEN SHELF

HEIGHT:
750 H/ 900 H/ 1200 H/ 1800 H/ 2100 H/ 2400 H

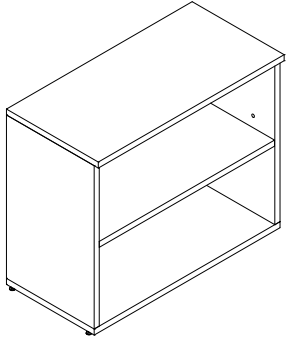
LENGTH:
450 L/ 500 L/ 600 L/ 750 L/ 900 L



SWING DOOR CABINET



SLIDING DOOR CABINET

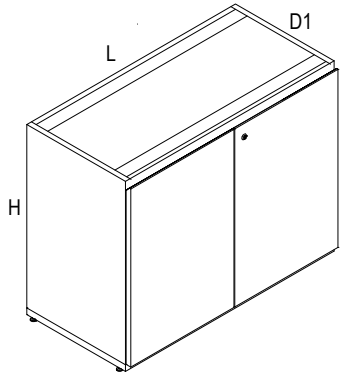


OPEN SHELF

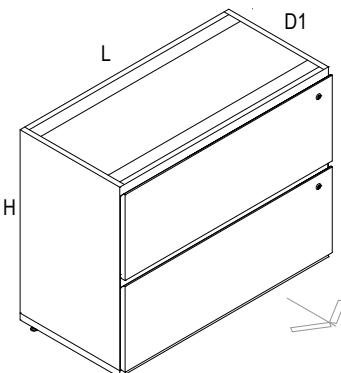
FIXED CABINET

LENGTH:
600L/ 700L/ 750/ 800L/ 900L

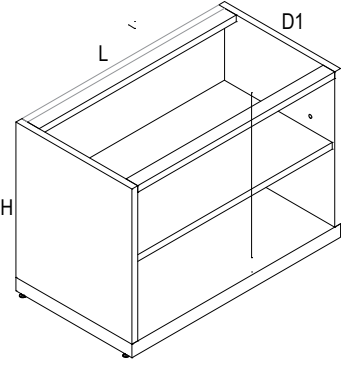
D1:
450/ 500



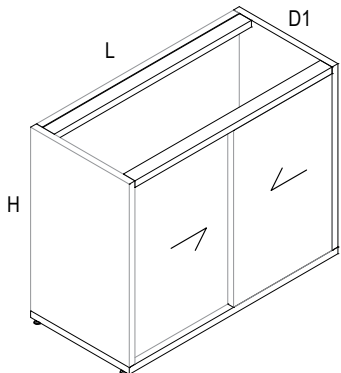
FIXED SWING DOOR CABINET



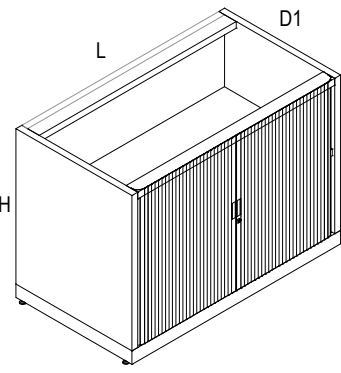
FIXED LATERAL FILING CABINET



FIXED OPEN SHELF CABINET



FIXED SLIDING DOOR CABINET



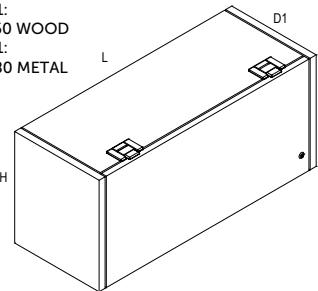
FIXED TAMBOUR DOOR CABINET

HANGING CABINET/ OPEN SHELF

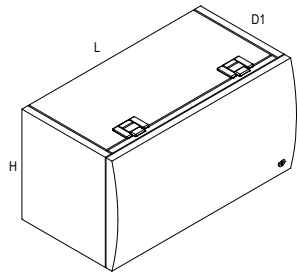
HANGING CABINET

LENGTH:
600L/ 700L/ 750/ 800L/ 900L

D1:
350 WOOD
D1:
380 METAL



WOODEN HANGING CABINET

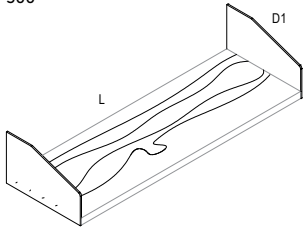


METAL HANGING CABINET

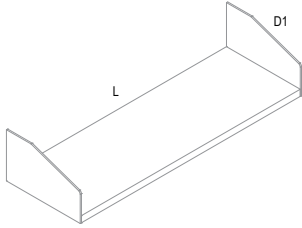
HANGING OPEN SHELF

LENGTH:
600L/ 700L/ 750/ 800L/ 900L

D1:
300



WOODEN HANGING SHELF

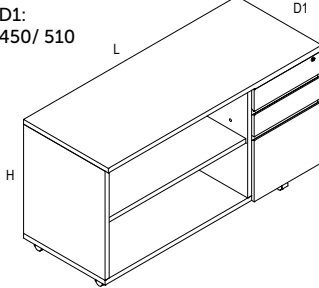


METAL HANGING SHELF

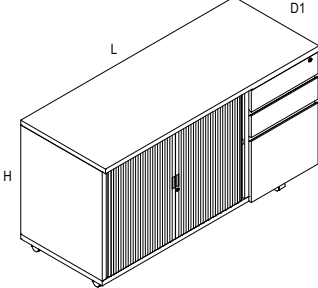
COMPOSITE STORAGE

HEIGHT:
690 H

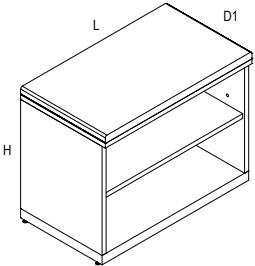
LENGTH:
800L/ 900L/ 1000/ 1200



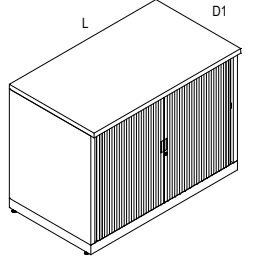
OPENSHELF/ 2D1F MOBILE PEDESTAL



TAMBOUR DOOR/ 2D1F MOBILE PEDESTAL

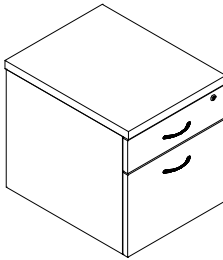


OPENSHELF (WITH OPTIONAL TOP CUSHION)

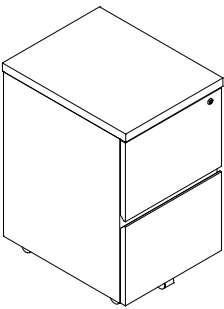


TAMBOUR DOOR CABINET

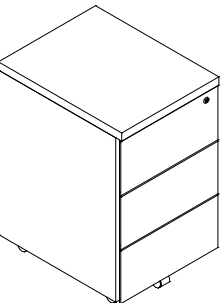
MOBILE PEDESTAL



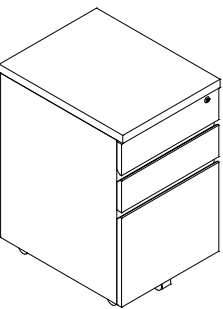
1D + 1F



2F



3D



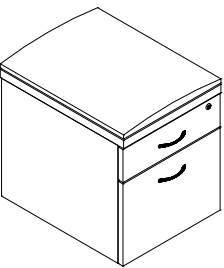
2D+1F

HEIGHT:
1D1F 560MM/ 2D1F 690MM/ 2F 690MM/ 3D 690MM

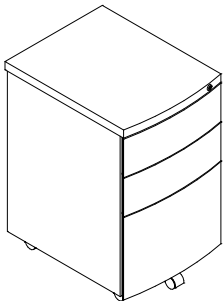
DEPTH:
510

WIDTH:
410

OPTIONAL:




CUSHION TOP

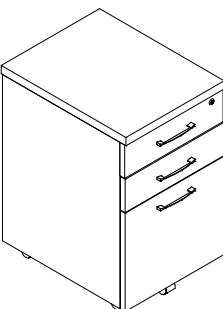


METAL PEDESTAL / SINGLE SIZE
(640H X 410W X 540D)

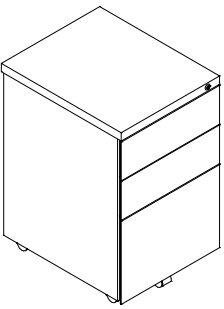
MOBILE PEDESTAL HANDLE



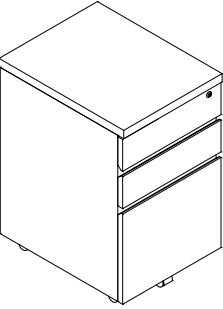
BAR HANDLE



SLEEK HANDLE



SIDE GRIP



TOP GRIP

Care & Maintenance Standards

To maintain the finish quality of your C&R product, please follow the cleaning procedures provided below.

When using any cleaning agent, we recommend that a small, inconspicuous area be pre-tested for colour-fastness before cleaning the stain. We advise you to contact a professional furniture cleaning service for cleaning recommendations for large-scale stains.

The instructions for the care and maintenance of C&R products are provided as a service. No warranty is implied since results may vary.

Coated Metal

- For normal cleaning, wash coated metal surfaces with a soft cloth soaked in mild detergent and warm water; rinse thoroughly and dry.
- Remove scuff marks from low-gloss coatings with pre-softened paste wax, following the manufacturer's instructions.
- Remove scuff marks and scratches from high-gloss coatings using automotive polishing compounds, either liquid or paste. After polishing, apply a pre-softened automotive paste wax to restore original sheen.

Chromed Metal

- For normal cleaning, wet a cheesecloth or microfibre cloth in a non-abrasive cleaner, like liquid dish soap, and rub the chrome component lightly until the original lustre reappears. Dry the component with a soft cloth to remove any soap residue.

Glass

- Use a mild solution of ammonia, water and a few drops of mild liquid soap or products specifically designed for glass. Apply with a soft cloth, and remove excess with a squeegee or wipe dry with a clean, lint free cloth.

Plastics

- For normal cleaning, wash plastic surfaces with a soft cloth soaked in mild detergent and warm water. Rinse thoroughly and dry with a soft cloth.
- Do not use solvents or abrasive kitchen cleaners.
- Harsh scrubbing with brush may damage the surface.

Laminates

- Products with laminates may include tabletops, work surfaces, open shelves, pedestals, cabinets and panel tiles.
- For general cleaning, wash the laminate with a soft cloth and a solution of mild detergent and warm water. Rinse thoroughly and dry with a soft cloth.
- Do not use powdered abrasives or other harsh cleansers like hypochloride bleach, hydrogen peroxide, nitric or hydrochloride acids; they may defect the surface and change the finish colour.

Wood & Veneer

- To protect the wood surface, protective desk pads must be placed under all writing areas and business machines.
- Extreme heat and humidity can be harmful to wood furniture. Do not place products under direct sunlight, near radiators or air conditioning vents, humidifiers, fireplaces, etc. Always use coasters under hot objects, such as coffee pots and cups.
- For normal cleaning, dust furniture daily with a slightly damp, soft, lint-free cloth. Wipe dry with a dry, soft cloth in the direction of the wood grain.
- Once a month, clean the surface with a soft cloth dampened with a quality cleaner formulated for wood furniture.
- Wipe the surface in the direction of the wood grain to remove dirt and fingerprints. Wipe dry with a clean, dry cloth.
- Twice a year, apply a good quality emulsion wax with a soft cloth. Emulsion wax is clear and prevents fingerprints.
- Do not use aerosol-powered cleaners, polished, waxes, abrasive cleaners or oily polishes.

Whiteboard

- We recommend using nail polish remover or hand sanitizer on a paper towel to clean the ghosting problems after erasing. The surface should then be wiped with soap and water and a clean cloth.

C&R Ergonomics

Our ergonomic direction is employed to ensure that the two goals of health and productivity can be achieved simultaneously. Ergonomics is relevant in the design of products, including safe furniture that promote good posture and easy-to-use interfaces of machines and equipment. Proper ergonomic design will contribute to the prevention of repetitive strain injuries that can develop and aggravate over time, leading to long-term disability.

Ergonomics encompasses the way companies customize procedures, work areas and break rooms to maximize productivity while minimizing worker fatigue and discomfort. Designed with ergonomics in mind, our system furniture solutions will keep your personnel energized and comfortable to ensure that stress and discomfort are kept low and job satisfaction maintained. The height (750mm), depth (600-750mm), width, and angle of R50 Radius at table edges of the workstations, along with back and arm supports, will provide you with the highest levels of comfort, utility and durability.

C&R Systems' ergonomically designed office furnishings, including our storage cabinets, modular storage cabinets, and mobile storage cabinets and system panels, have been certified with premium grade by the Singapore Environment Council and PSB.

Rest assured that the office furniture you receive from C&R Systems are of the highest quality, and have been carefully designed, while considering ergonomics, to provide both functionality and comfort for the safety and productivity of your employees.



C&R Interiors Pte Ltd

Export Sales:
export@cnrinteriors.com.sg

Local Sales:
admins@cnrinteriors.com.sg

www.cnrinteriors.com.sg

Head Quarter

57/59 Defu Lane 9
Singapore 539295
tel +65 6488 0577
fax +65 6488 0588

Showroom

79 Anson Road #01-02
Singapore 079906
tel +65 6372 0428
fax +65 6224 4288



URS is a member of Registrar of Standards (Holdings) Ltd.