



C&R Ergonomics

Our ergonomic direction is employed to fulfill the two goals of health and productivity. It is relevant in the design of such things as safe furniture and easy-to-use interfaces to machines and equipment. Proper ergonomic design is necessary to prevent repetitive strain injuries, which can develop over time and can lead to long-term disability

Ergonomics is commonly thought of as the way companies customize procedures, work areas and break rooms to maximize productivity while minimizing worker fatigue and discomfort. We know that keeping your personnel energized and comfortable is important for lowering stress and maintaining job satisfaction.

Designed with ergonomics in mind, our system furniture solutions will provide you with the highest levels of comfort, utility and durability. The height (750mm), depth (600-750mm), width, and angle of R50 Radius at table edges of the workstations all address that along with back and arm supports.

C&R Systems ergonomically designed office furnishings are certified for premium grade from the Singapore Environment Council and PSB for our storage cabinets, modular storage cabinets, mobile storage cabinets and system panels.

You can be certain that the office furniture you receive from C&R Systems is of the highest quality, and has been custom designed to function comfortably in some of the most rigorous ergonomic conditions.

C&R Interiors Pte Ltd

Export Sales:
export@cnrinteriors.com.sg

Local Sales:
admins@cnrinteriors.com.sg

www.cnrinteriors.com.sg

Head Quarter
57/59 Defu Lane 9
Singapore 539295
tel +65 6488 0577
fax +65 6488 0588

Showroom
79 Anson Road #01-02
Singapore 079906
tel +65 6372 0428
fax +65 6224 4288

Axis Desking

C&R Interiors

At C&R, we value all clients' input. It is an utmost priority that you, our valued client, actively collaborate with us through open communication, honesty, trust, co-operation and teamwork as we journey together to fulfill your desired workspace vision. We want our clients to have a sense of ownership over this process of discovery – from taking what you have in mind of your desired workspace to the actualization of the product itself.

We want to develop a close working relationship with you as we get to understand your workspace needs and assist you to develop a customised working blueprint to fulfill your objective and desired outcome. As we work together to create your desired workspace, let's not forget to be kind to the environment and practice corporate social responsibility through our socially beneficial and economically viable management of resources. At C&R, we believe in creating and working in an office environment that benefits and cares for our next generation.





Meeting and Conference

The flexibility of the system is also expressed in the meeting and conference room. A rectangular meeting table can easily be configured into a large conference table simply by adding beams & legs. With the use of middle legs and cable box, it provides basic yet functional cable management.

Axis Desking

Axis is versatile system desking, bench workstation and conferencing which allow to create different configurations in the workplace while considering changes in future requirements.



With an option of enclosed angular leg frame, the executive office exudes sophistication and class.

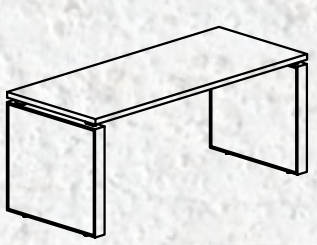


Executive Office

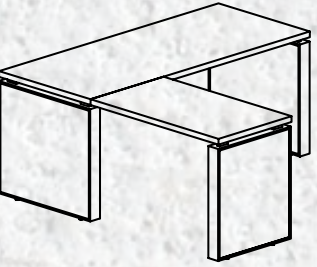
As the executive often requires more desk space, the sturdy frame of Axis allows the change from an angular workbench to manager desk with a side return while maintaining an easy access to voice and power



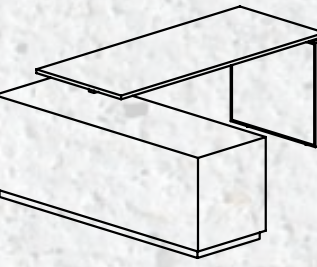
DESK



RECTANGULAR
L 1500/ 1800/ 2100/ 2400
D 600/ 750
H 750



L-SHAPED DESK
L1 1500/ 1800/ 2100/ 2400
D 600/ 750
H 750



SINGLE-LEG DESK
L1 1500/ 1800/ 2100/ 2400
D 600/ 750
H 750

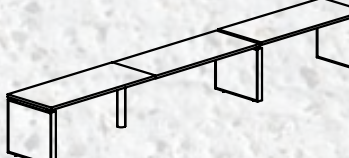
SIDE RETURN
W 450/ 500/ 600

SIDE RETURN
W 450/ 500/ 600

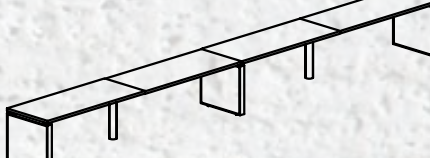
BENCH



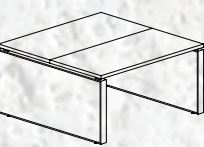
2-SEATER BENCH (SINGLE)
L 2400/3000/
H 750



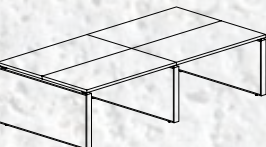
3-SEATER BENCH (SINGLE)
L 3600/ 4500/ 5400
H 750



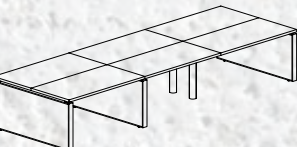
4-SEATER BENCH (SINGLE)
L 4800/ 6000/ 7200
H 750



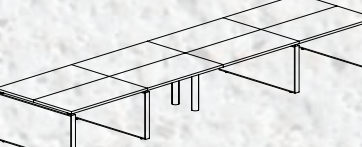
2-SEATER BENCH
(DOUBLE)
L 1500/1800/ 2100
W 1200/ 1500
H 750



4-SEATER BENCH
(DOUBLE)
L 2400/3000/ 3600
W 1200/ 1500
H 750



6-SEATER BENCH
(DOUBLE)
L 3600/4500/ 5400
W 1200/ 1500
H 750



8-SEATER BENCH
(DOUBLE)
L 4800/ 6000/ 7200
W 1200/ 1500
H 750

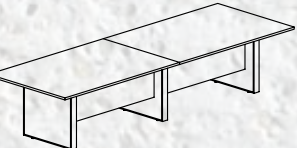
MEETING AND CONFERENCE TABLE



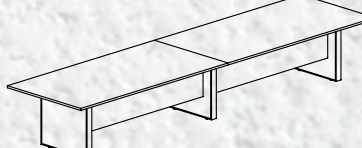
MEETING TABLE
L 1800/ 2100
W 900/ 1000/ 1200
H 750



MEETING TABLE
L 2200/ 2400
W 900/ 1000/ 1200
H 750



CONFERENCE TABLE
L 3000/ 3600
W 900/ 1000/ 1200
H 750



CONFERENCE TABLE
L 4000/ 4800
W 900/ 1000/ 1200
H 750

