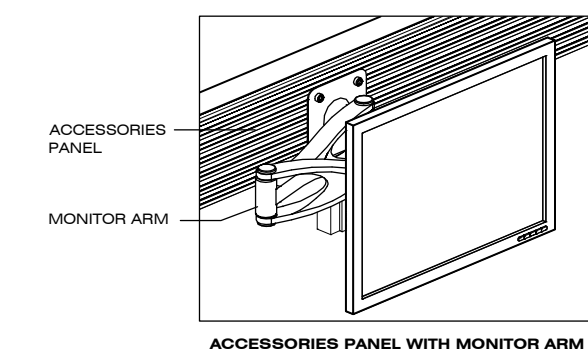
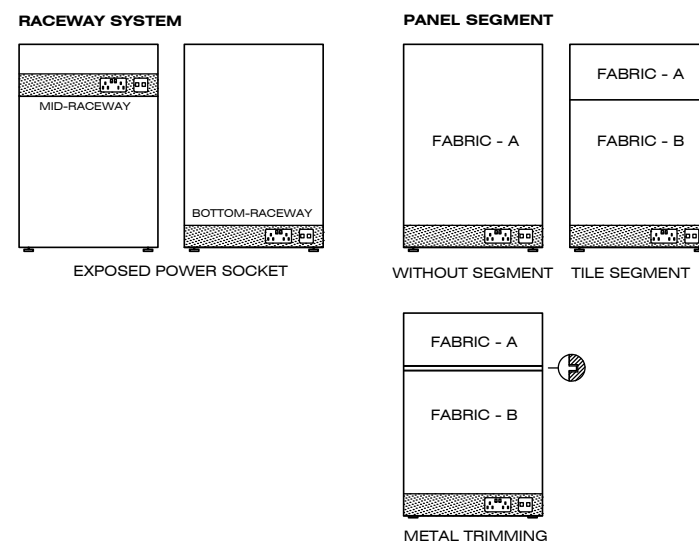


36 MM THICKNESS



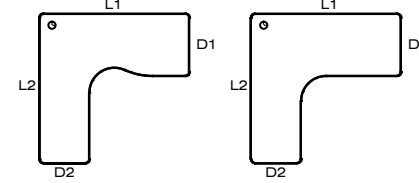
features

Eco Series are simple, yet functional and durable. It offers basic modules specially design.

Eco Series are ingenious space-saving features. Like provisions to keep wiring and cabling out of sight

L - SHAPED WORKTOP DIMENSIONS

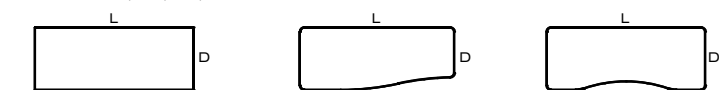
L1 1200 x L2 1200
L1 1500 x L2 1500
L1 1500 x L2 1600
L1 1500 x L2 1800
L1 1650 x L2 1600
L1 1600 x L2 1800
L1 1800 x L2 1800



D1 600/750
D2 450/600

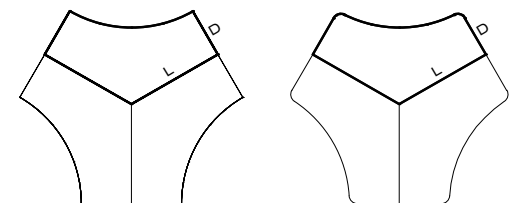
RECTANGULAR WORKTOP DIMENSIONS

L 900 x D450/600
L 1050 x D600/750
L 1200 x D600/750
L 1500 x D600/750
L 1600 x D600/750
L 1800 x D600/750/900
L 2100 x D600/750/900/1050
L 2400 x D600/750/900/1050

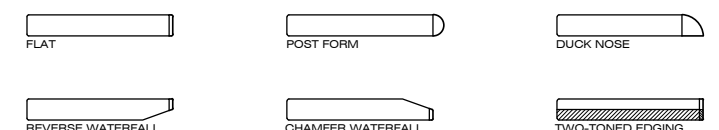


120° WORKTOP DIMENSIONS

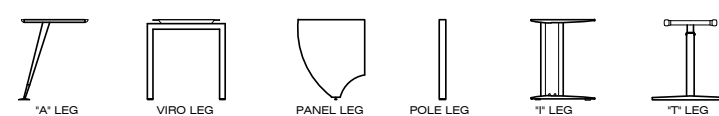
L 1200 x D 600
L 1050 x D 500
L 1200 x D 750
L 1500 x D 600



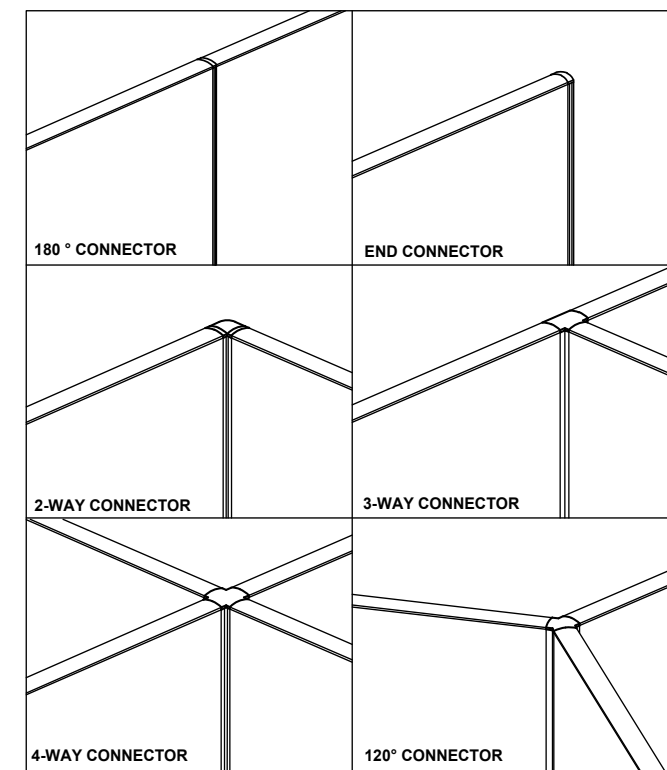
WORKTOP EDGING



WORKTOP SUPPORT




CONNECTOR



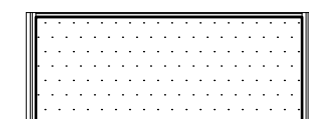
FABRIC



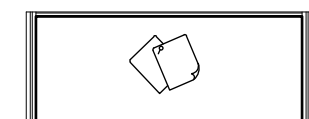
POLYCARBONATE




WHITE BOARD



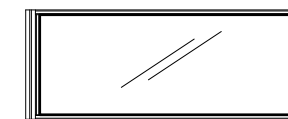
FABRIC/PINBOARD



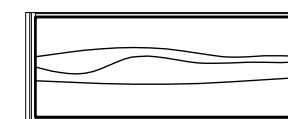
ACCESSORIES



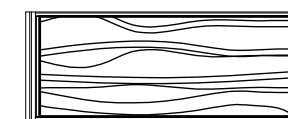
GLASS



LAMINATE



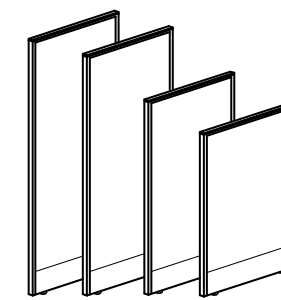
MFC



Features (FULL FABRIC)

Eco Series offers in 8 heights


950 mm 1800 mm
1100 mm 2100 mm
1200 mm
1350 mm
1500 mm
1600 mm



8 HEIGHTS
9 WIDTHS

Eco Series offers in 9 widths

450 mm
600 mm
750 mm
800 mm
900 mm
1000 mm
1200 mm
1500 mm
1600 mm



6 HEIGHTS
9 WIDTHS

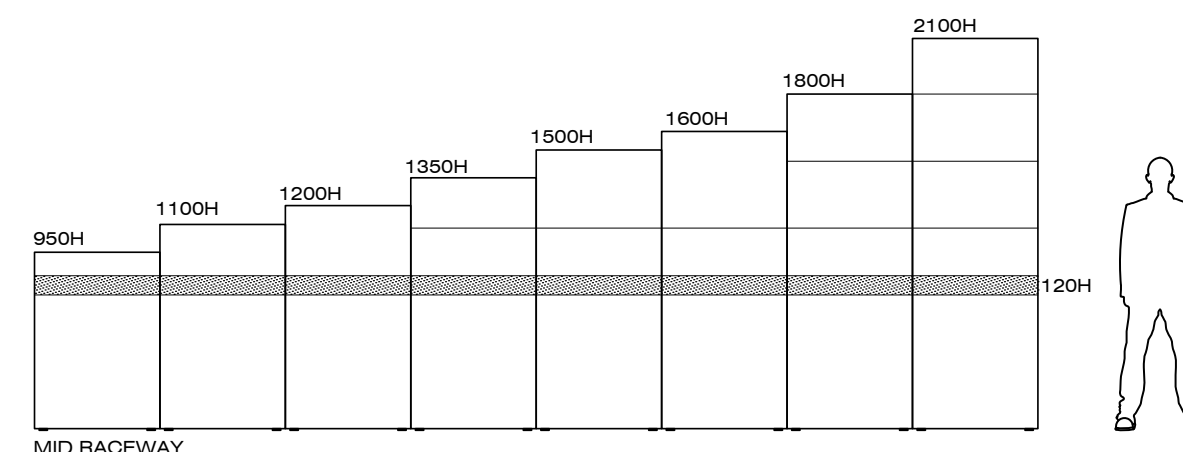
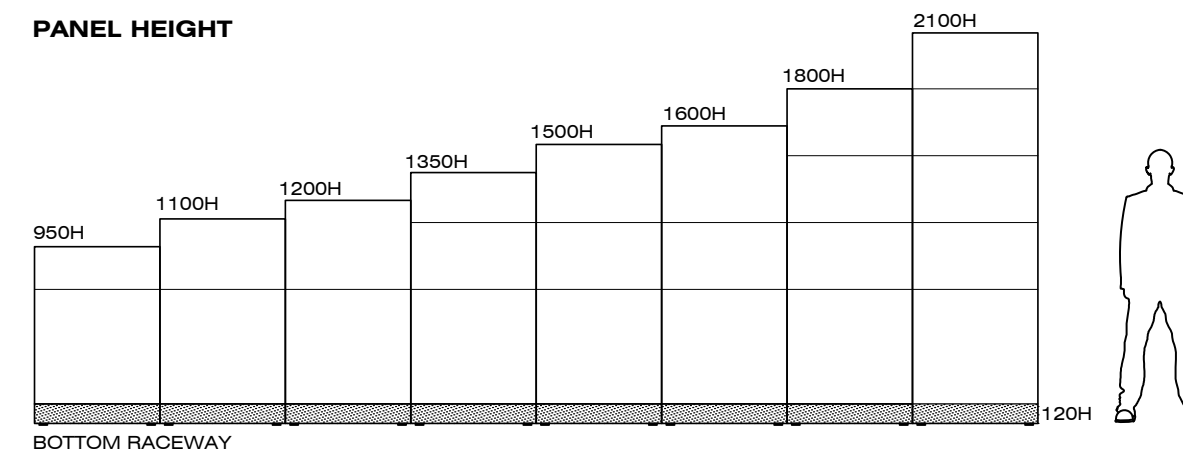
Features (HALF GLAZED)

Eco Series offers in 6 heights
1200 mm 1800mm
1350 mm 2100mm
1500 mm
1600 mm

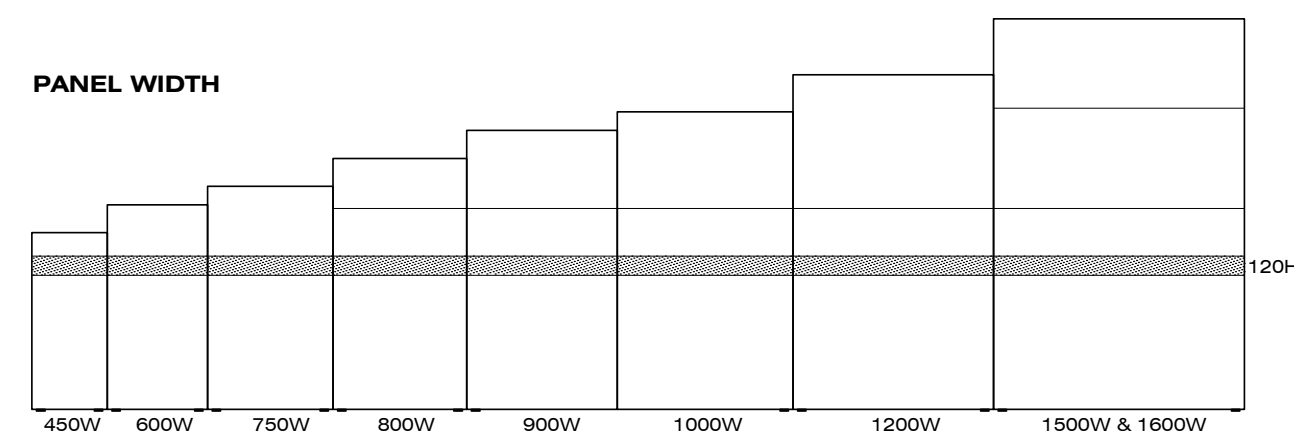
Eco Series offers in 9 widths

450mm 1000mm
600mm 1200mm
750mm 1500mm
800mm 1600mm
900mm

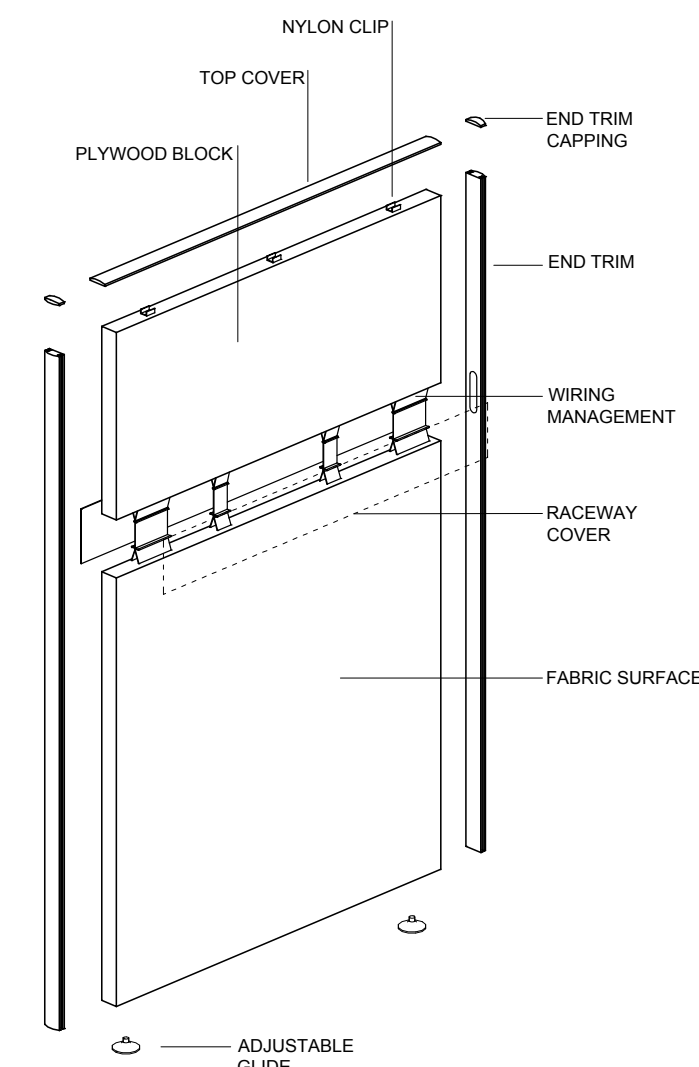
PANEL HEIGHT



PANEL WIDTH



ASSEMBLY OF PARTS AND COMPONENTS



Care & Maintenance Standard

To maintain the finish quality of your C&R product, please follow the cleaning procedures provided below.

When using any cleaning agent, we recommend that a small, inconspicuous area be pre-tested for colour-fastness before cleaning the stain. We advise you to contact a professional furniture cleaning service for cleaning recommendations for large-scale stain.

The instructions for the care and maintenance of C&R products are provided to you as a service. No warranty is implied since results may vary.

Coated Metal

- For normal cleaning, wash coated metal surfaces with a soft cloth soaked in mild detergent and warm water; rinse thoroughly and dry.
- Remove scuff marks from low-gloss coatings with pre-softened paste wax, following the manufacturer's instructions.
- Remove scuff marks and scratches from high-gloss coatings using automotive polishing compounds, either liquid or paste. After polishing, apply a pre-softened automotive paste wax to restore original sheen.

Chromed Metal

- For normal cleaning, wet cheesecloth or microfibre cloth in a non-abrasive cleaner, like liquid dish soap, and rub the chrome component lightly until the original luster reappears. Dry the component with a soft cloth to remove any soap residue.

Glass

- Use a mild solution of ammonia, water and a few drops of mild liquid soap or products specifically designed for glass. Apply with a soft cloth, and remove excess with a squeegee or wipe dry with a clean, lint free cloth.

Plastics

- For normal cleaning, wash plastic surfaces with a soft cloth soaked in mild detergent and warm water. Rinse thoroughly and dry with a soft cloth.
- Do not use solvents or abrasive kitchen cleaners.
- Harsh scrubbing with brushed may damage the surface.

Laminates

- Products using laminate may include tabletops, work surfaces, open shelves, pedestals, cabinets and panel tiles.
- For general cleaning, wash the laminate with a soft cloth and a solution of mild detergent and warm water. Rinse thoroughly and dry with a soft cloth.
- Do not use powdered abrasives or other harsh cleansers like hypochloride bleach, hydrogen peroxide, nitric or hydrochloride acids; they may defect the surface and change the finish colour.

Wood & Veneer

- o protect the wood surface, protective desk pads must be placed under all writing areas and business machines.
- Extreme heat and humidity can be harmful to wood furniture. Do not place products in direct sunlight, near radiators or air conditioning vents, humidifiers, fireplaces, etc. Always use coasters under hot objects, such as coffee pots and cups.
- For normal cleaning, dust furniture daily with a slightly damp, soft, lint-free cloth. Wipe dry with a dry, soft cloth in the direction of the wood grain.
- Once a month, clean the surface with a soft cloth dampened with a quality cleaner formulated for wood furniture.
- Wipe the surface in the direction of the wood grain to remove dirt and fingerprints. Wipe dry with a clean, dry cloth.
- Twice a year, apply a good quality emulsion wax with a soft cloth. Emulsion wax is clear and prevents fingerprints.
- Do not use aerosol-powered cleaners, polished, waxes, abrasive cleaners or oily polishes.

Whiteboard

- We recommend to use nail polish remover or hand sanitizer on paper towel to clean the ghosting problems after erasing. The surface should then be wiped with soap and water and a clean cloth.

panel & trims

Eco Series offers an exceptionally broad selection of panels, worksurface and storage components.

Customers can create their own unique, customized office interior

panel overview

Customer can develop workstation design based on any functional requirement, without compromising privacy, convenience or efficiency

standard dimension

It provides flexible design and configuration for the customers

Design in the way that wire management can be situated on the middle & bottom raceway

assembly

Support variety of functional requirements and allows creative freedom in workstation developments